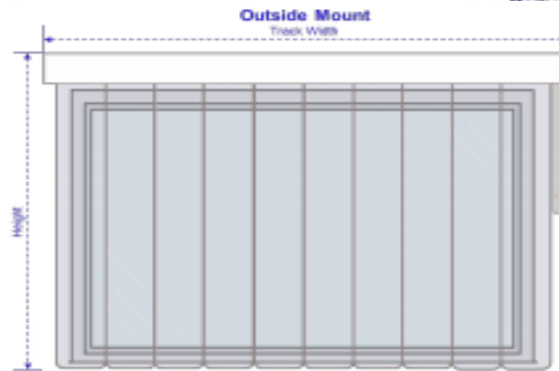


Mounting Types & Standard Deductions

- Outside mount only



Outside Mount (Windows & Patio Doors)

Order width = Track width (R)

Measured from headrail left end cap to right end cap

No Deductions

Recommendation: To minimize light leakage, fabric vanes should overlap the window opening by at least 3"~4" on both the right & left side.

Tolerance: Width = ± 3/4"; Height = ± 1/8"

Order height = Product height

Measured from top of headrail to bottom of fabric vane

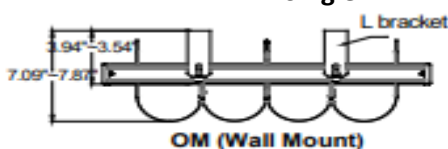
No Deductions

Recommended for Patio Doors: fabric vanes should overlap the window opening by at least 3" at the top, and deduct 1/2" at the bottom. Consider this when entering your order.

Recommended for Windows: fabric should overlap the window opening at least 3" at the top & the bottom. Consider this when entering your order.

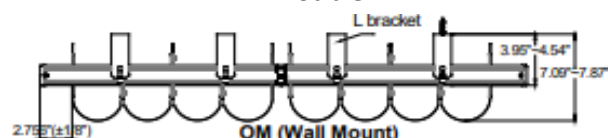
Item	Drawing
L Bracket	<p>*L brackets are included for wall mount</p> <p>**0.59" actual adjustable distance for installation</p>
C Clip	<p>*Outside Mount: Comes attached on L bracket</p> <p>*Additional C Clips are provided for joining Side by Side headrails</p>
Aluminum Shim (Optional)	<p>9/16"</p> <p>One shim per L bracket will be provided.</p> <div style="display: flex; align-items: center;"> <div style="margin-right: 20px;"> <p>1.7480"</p> </div> <div> <p>Headrail</p> <p>1.7480"</p> </div> </div>
Fabric Vane	<p>*Approx. 7" in depth. All fabric vanes are cut down to the same size. The soft nature of the fabric is the variable.</p>

Single



OM (Wall Mount)

Double



OM (Wall Mount)